






Tasks:

- 1 Prepare large picture cards of things children should and shouldn't do.
- 2 Paste the picture cards on the classroom walls.
- 3 Divide the pupils into groups.
- 4 Ask pupils to explain to each other about what they should and shouldn't do. Encourage them to provide the consequences of each picture card provided.

Examples:

| | | |
|---|--|---|
| <p>1.</p>  | <p>2.</p>  | <p>3.</p>  |
| <p>Don't run on wet floor</p> | <p>Don't play on the streets</p> | <p>Don't use your phone while crossing the road</p> |
| <p>4.</p>  | <p>5.</p>  | <p>6.</p>  |
| <p>Don't feed wildlife</p> | <p>Don't run on a busy road</p> | <p>Don't go swimming without adult's supervision</p> |